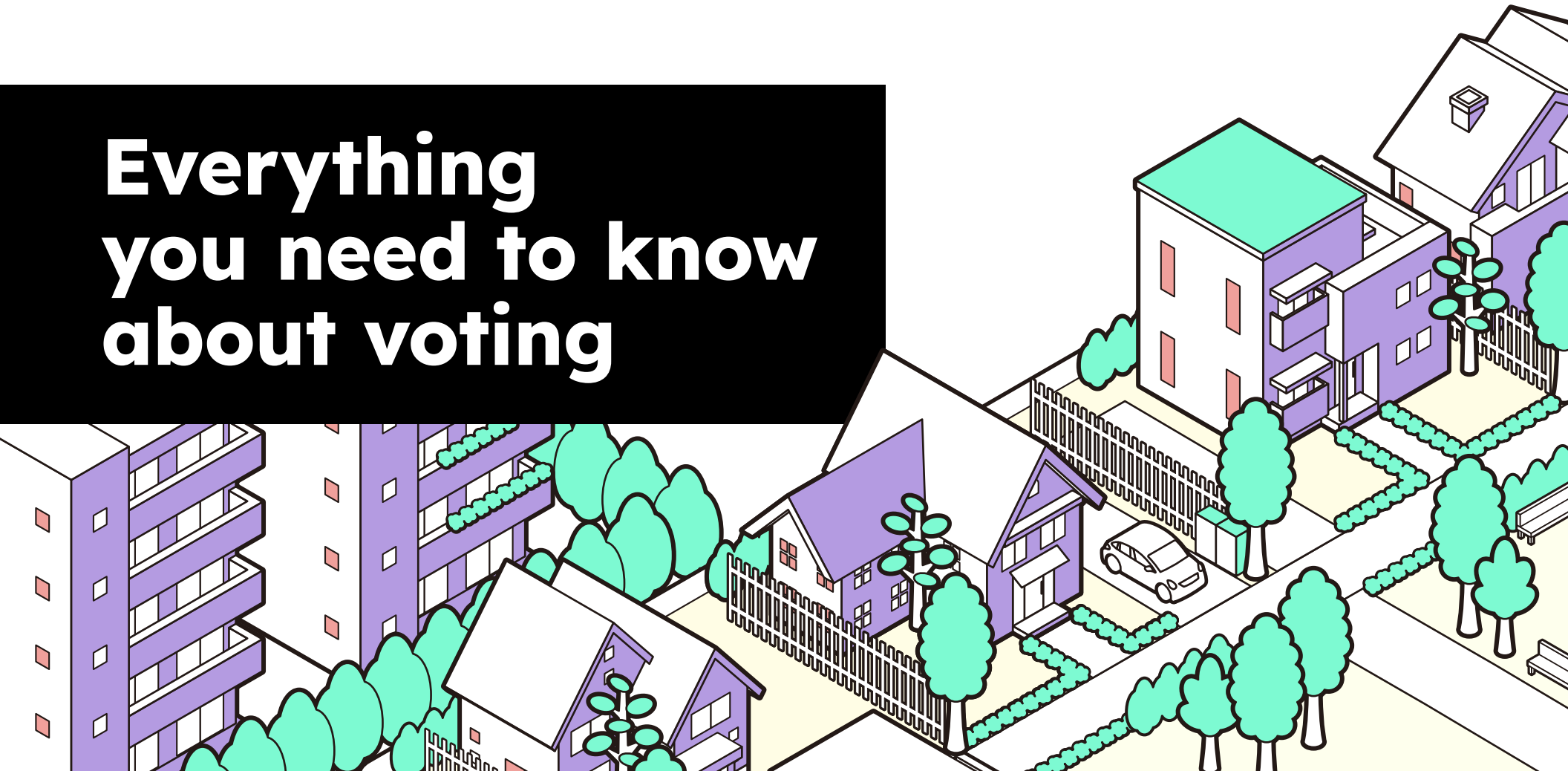


Municipal election

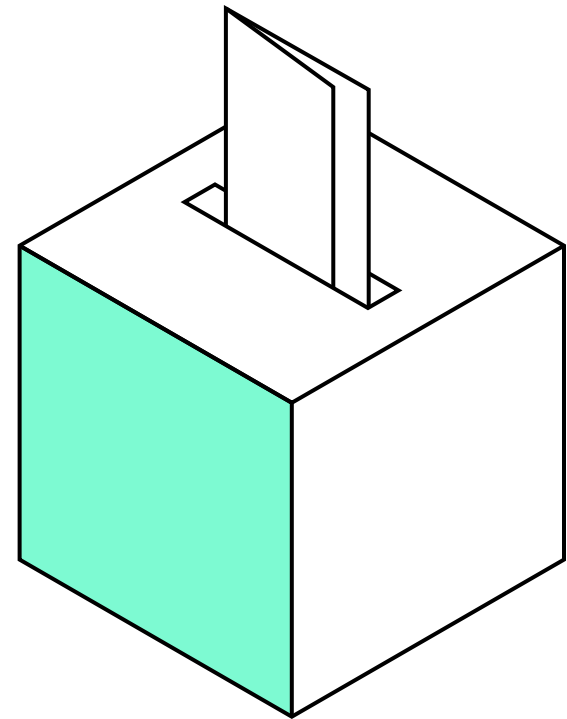
**Everything
you need to know
about voting**



The text in this document
has been simplified.

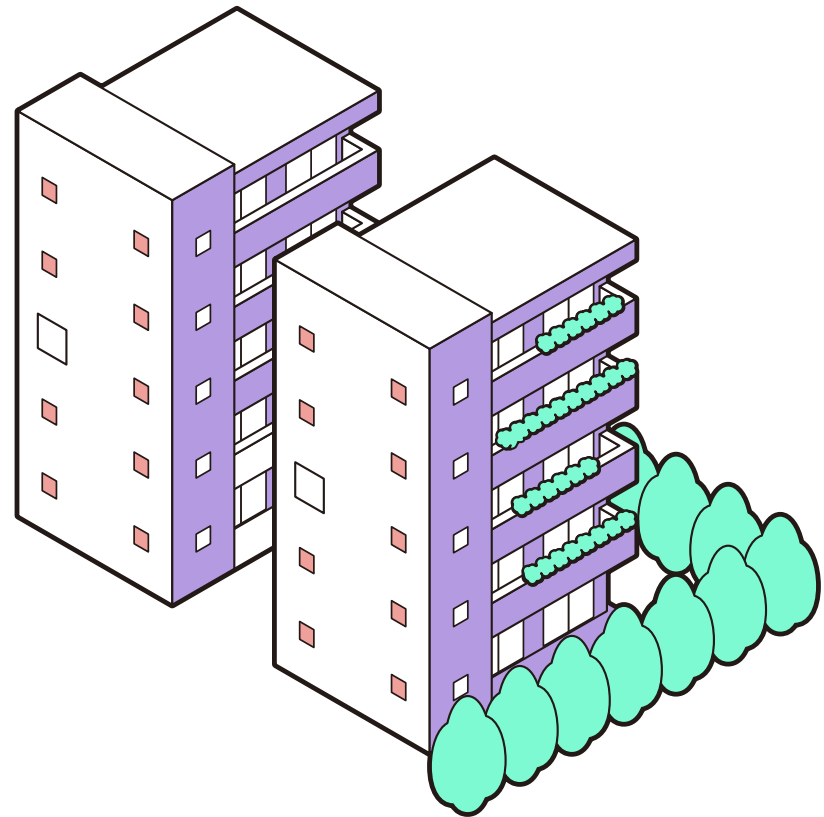
It explains
how to vote.

If you have any questions about the election,
please contact your returning officer.
This person organizes the election
in your municipality.



There is an election in your municipality!

You will be voting for one of the candidates running for each available seat on the municipal council.



Where and when do I vote?

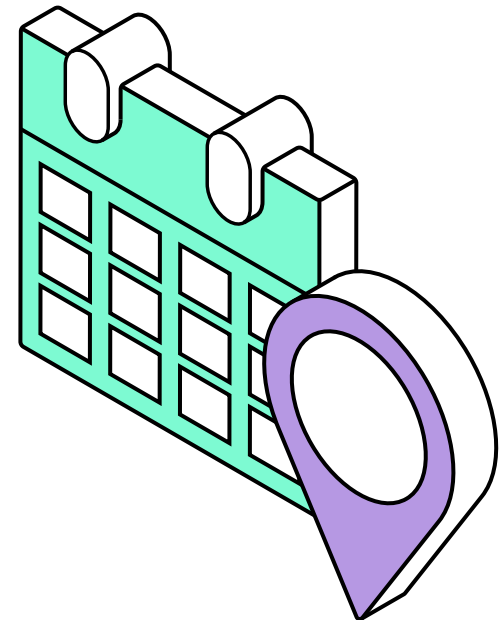
You can vote in the advance poll
or on polling day.

Your municipality's **public notice of election**
lists the days, times and locations
where you can vote.

Contact your returning officer
for more information.


You may also be able to vote by mail.

Contact your returning officer to learn about the conditions.



How do I vote?

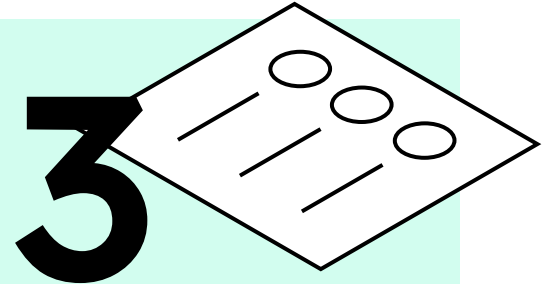
Here are the six steps to follow.



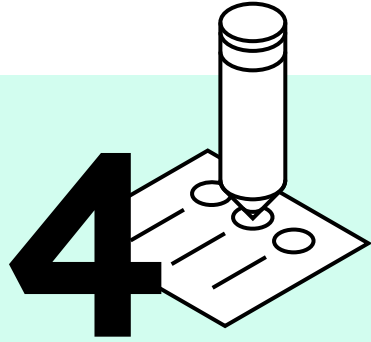
Go to your indicated table



Say your name and address, and **show** a piece of identification




Receive your ballot paper(s)



Make a mark
in a circle
on each ballot




5



Detach
the stub from
each ballot
by following
the dotted line

6



Place your
ballot paper(s)
in the box

Why vote?


This small gesture is very important!

- You are expressing your opinion on issues that matter to you and on decisions that affect your lives.

Municipalities manage many venues:

parks, outdoor rinks, arenas, public pools, bus shelters, community centres, recreational centres, libraries, etc.

- You are choosing the person who will defend your interests and voice your concerns.
- You are keeping democracy alive.



To vote, you must:

1. Be entered on the list of electors
2. Be at least 18 years of age on election day
3. Be a Canadian citizen
4. Live in the municipality
5. Have lived in Québec for at least six months
6. Not have lost your election rights

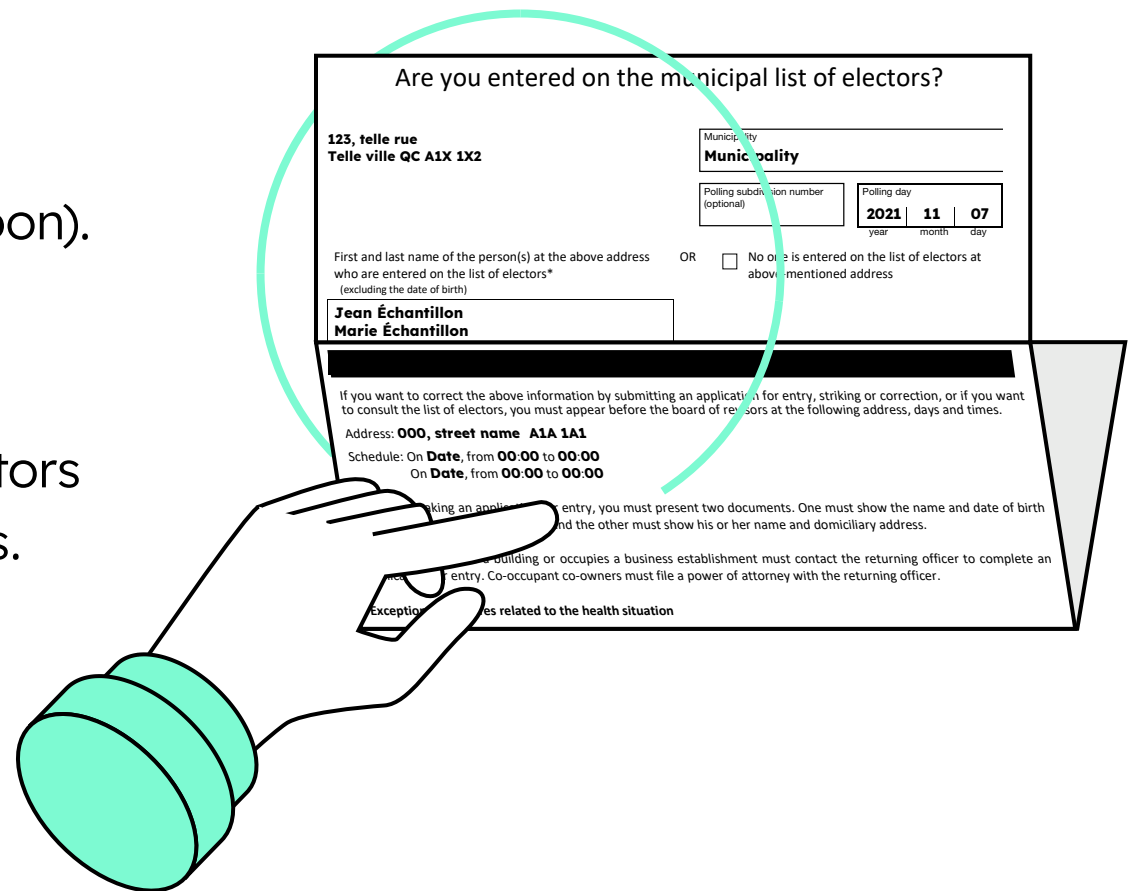
If you do not live in the municipality,
but are an owner or co-owner of a building,
or are a co-occupant of a business establishment,
you may have the right to vote.

Contact your returning officer to verify.


Confirm if you are entered on the list of electors

- Check the notice you received in the mail (or that you will receive soon).

The notice contains the name of electors entered on the list of electors who reside at this address.



- If your name is not on it or is misspelled, go to the location indicated on your notice.




In this case, bring two identification documents.
Together, they must show your **name**,
date of birth and **address**.

- **If you have not received your notice,**
contact your returning officer.

Accessibility of polling places

Before election day,
all advance polling places are accessible
to mobility impaired persons.

On election day, most places
where you can vote are accessible
to mobility impaired persons.




Before you go vote,
contact your returning officer
to confirm if your polling place is accessible.
If it is not, ask them where you can vote.

An accessibility kit will be available in many polling places. It contains tools that can help you vote.

Ask for it if you need it!

Accessibility kit contents




Ballot paper marking aid



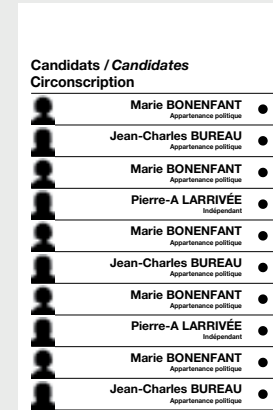
Lighted magnifying glass



Template with markers



Clipboard



Poster of candidates in large print

Accepted identification documents



- Québec driver's licence



- Québec health insurance card



- Canadian passport

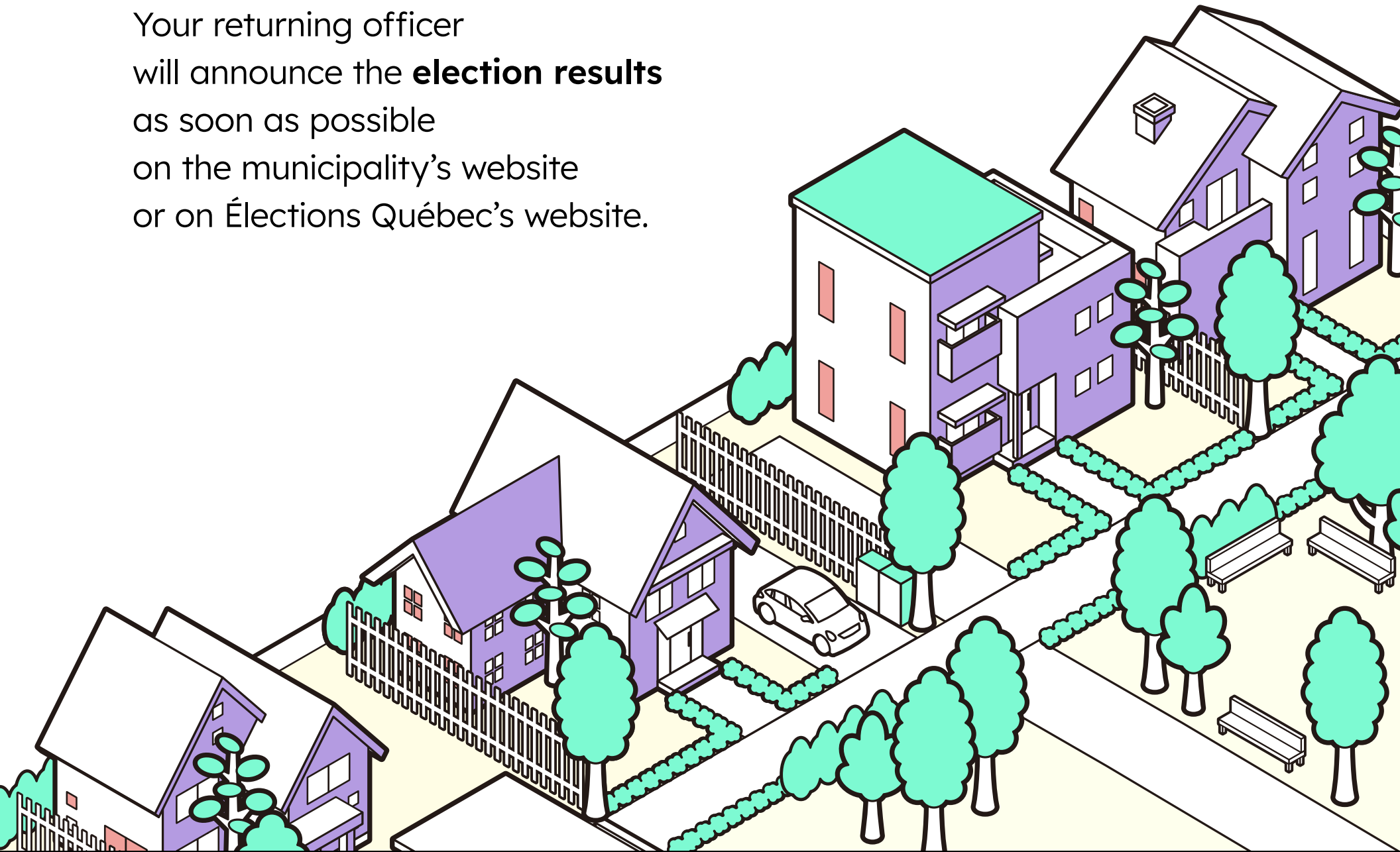


- Certificate of Indian Status



- Canadian Forces identification card

Your returning officer
will announce the **election results**
as soon as possible
on the municipality's website
or on Élections Québec's website.



Do you have questions about political contributions?

Visit the Élections Québec website at www.electionsquebec.qc.ca.

You can also call Élections Québec at **1 888 ELECTION (1 888 353-2846)**.

